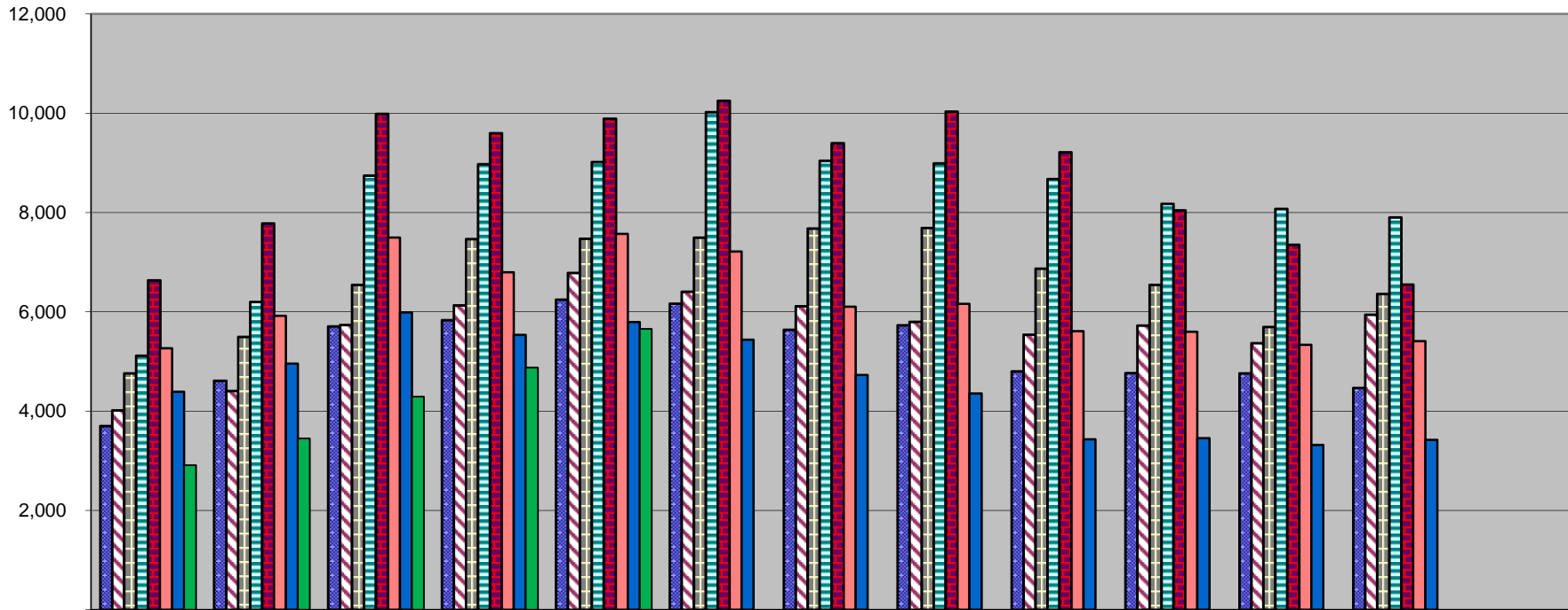


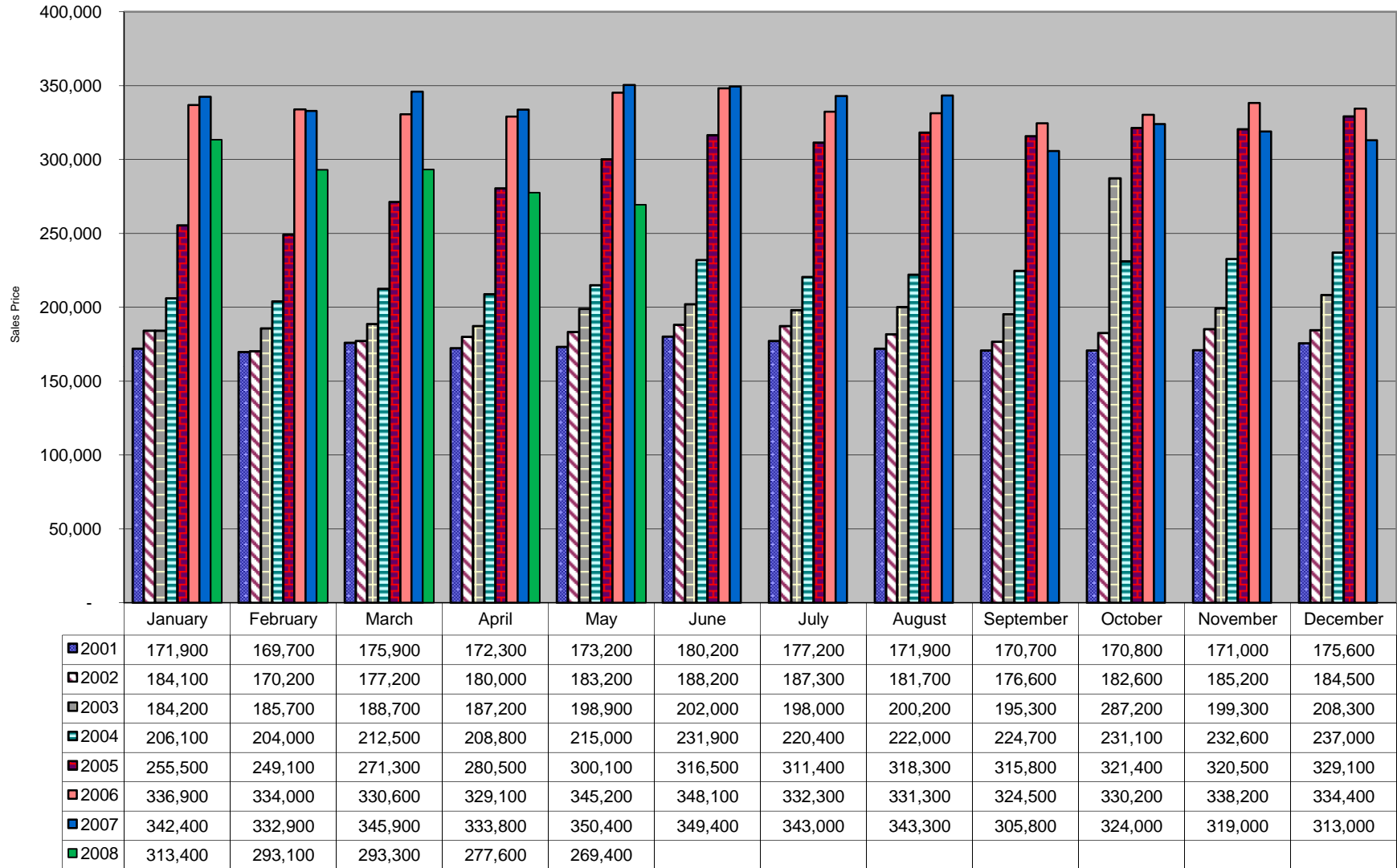
**ARIZONA REGIONAL MULTIPLE LISTING SERVICE, INC.
Home Sales Per Month**



	January	February	March	April	May	June	July	August	September	October	November	December	Total
■ 2001	3,700	4,609	5,704	5,833	6,244	6,164	5,638	5,728	4,801	4,766	4,761	4,466	62,414
■ 2002	4,016	4,403	5,732	6,131	6,783	6,404	6,114	5,797	5,542	5,723	5,365	5,940	67,950
■ 2003	4,760	5,493	6,545	7,464	7,468	7,495	7,680	7,688	6,868	6,541	5,693	6,357	80,052
■ 2004	5,118	6,196	8,744	8,971	9,019	10,019	9,040	8,992	8,677	8,173	8,071	7,902	98,922
■ 2005	6,632	7,781	9,987	9,600	9,890	10,252	9,394	10,031	9,213	8,046	7,350	6,549	104,725
■ 2006	5,266	5,918	7,497	6,798	7,573	7,214	6,102	6,163	5,608	5,599	5,337	5,411	74,486
■ 2007	4,389	4,958	5,990	5,535	5,795	5,438	4,730	4,358	3,435	3,457	3,318	3,420	54,823
■ 2008	2,912	3,448	4,293	4,879	5,656								21,188

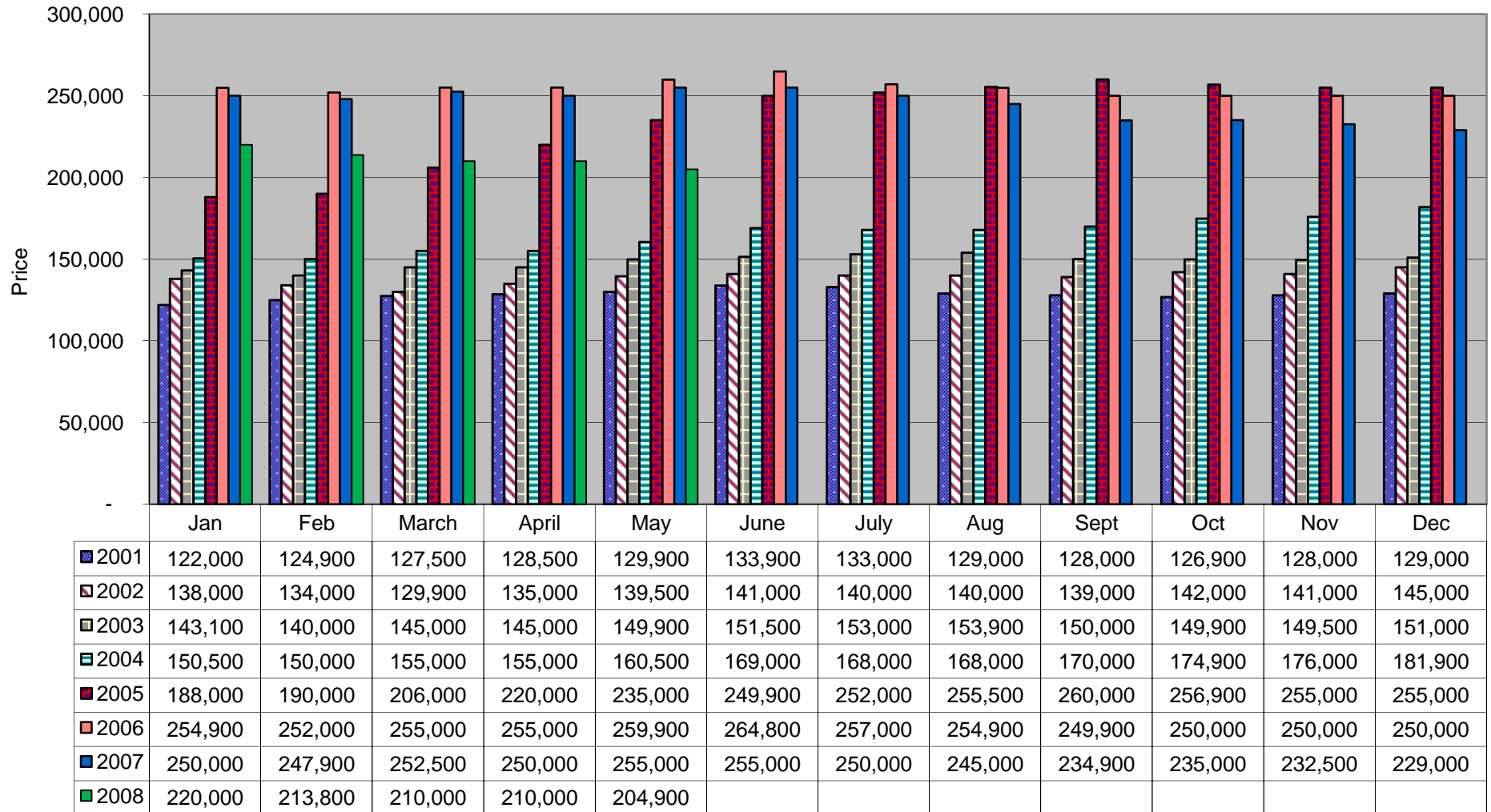
This representation is based in whole or in part on the data supplied by ARMLS. ARMLS does not guarantee nor is in any way responsible for its accuracy. Data maintained by ARMLS may not reflect all real estate activity in the market.

**ARIZONA REGIONAL MULTIPLE LISTING SERVICE, INC.
Average Sales Price Per Month**



This representation is based in whole or in part on the data supplied by the ARMLS. ARMLS does not guarantee nor is in any way responsible for its accuracy. Data maintained by ARMLS may not reflect all real estate activity in the market.

ARIZONA REGIONAL MULTIPLE LISTING SERVICE, INC.
Home Sales Median Price Per Month



This representation is based in whole or part on the data supplied by ARMLS. ARMLS does not guarantee nor is in any way responsible for its accuracy. Data maintained by ARMLS may not reflect all real estate activity in the market.