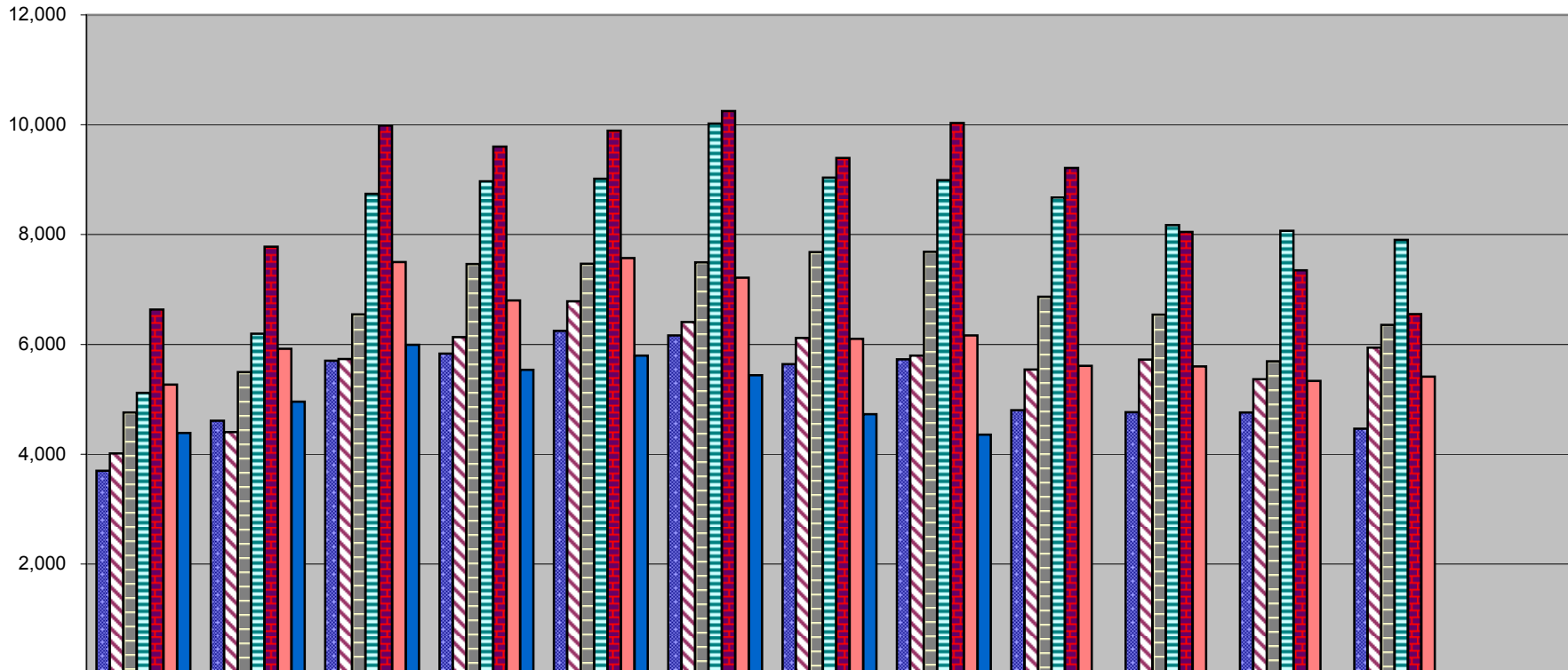


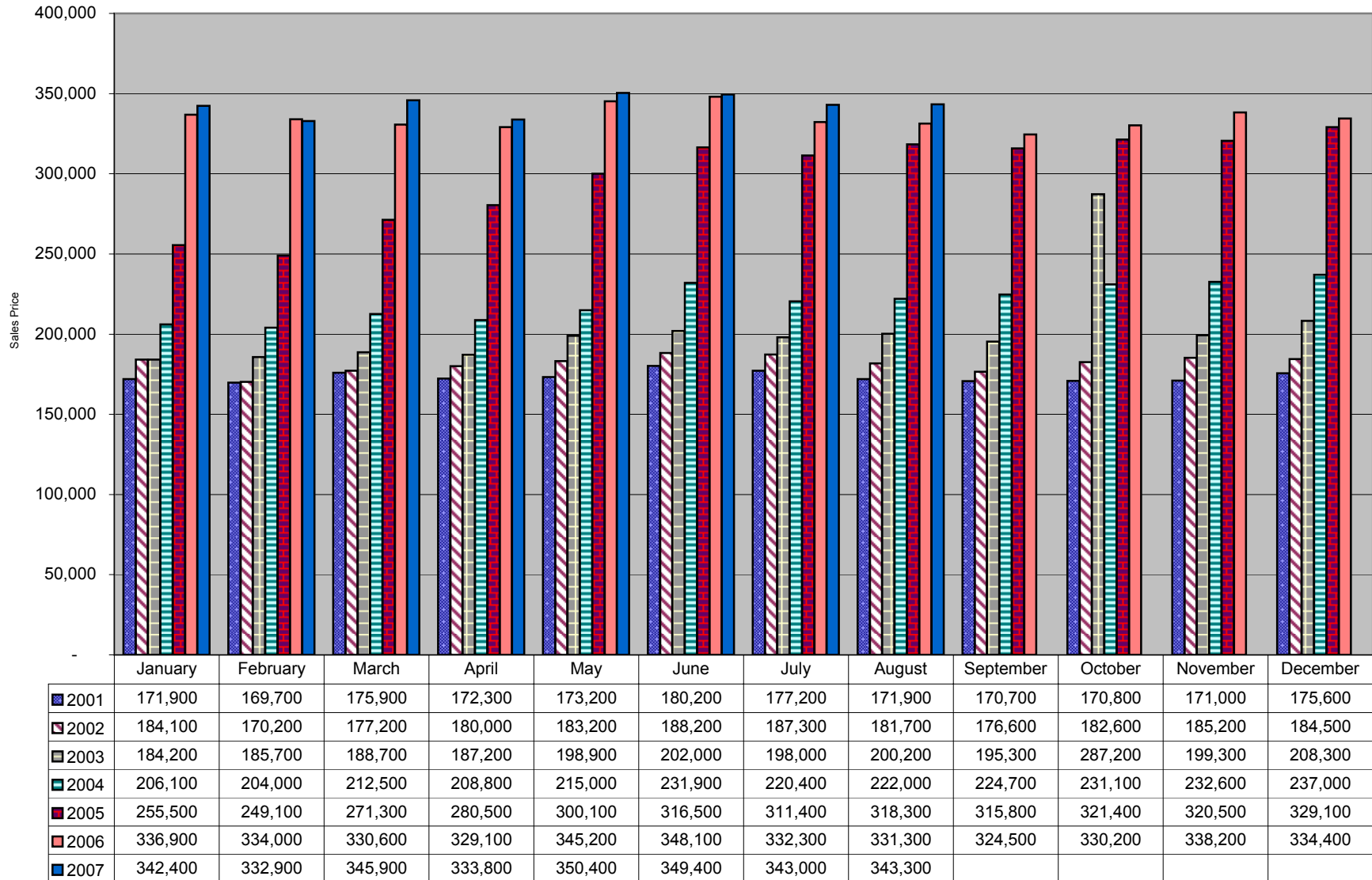
**ARIZONA REGIONAL MULTIPLE LISTING SERVICE, INC.  
Home Sales Per Month**



	January	February	March	April	May	June	July	August	September	October	November	December	Total
2001	3,700	4,609	5,704	5,833	6,244	6,164	5,638	5,728	4,801	4,766	4,761	4,466	62,414
2002	4,016	4,403	5,732	6,131	6,783	6,404	6,114	5,797	5,542	5,723	5,365	5,940	67,950
2003	4,760	5,493	6,545	7,464	7,468	7,495	7,680	7,688	6,868	6,541	5,693	6,357	80,052
2004	5,118	6,196	8,744	8,971	9,019	10,019	9,040	8,992	8,677	8,173	8,071	7,902	98,922
2005	6,632	7,781	9,987	9,600	9,890	10,252	9,394	10,031	9,213	8,046	7,350	6,549	104,725
2006	5,266	5,918	7,497	6,798	7,573	7,214	6,102	6,163	5,608	5,599	5,337	5,411	74,486
2007	4,389	4,958	5,990	5,535	5,795	5,438	4,730	4,358					41,193

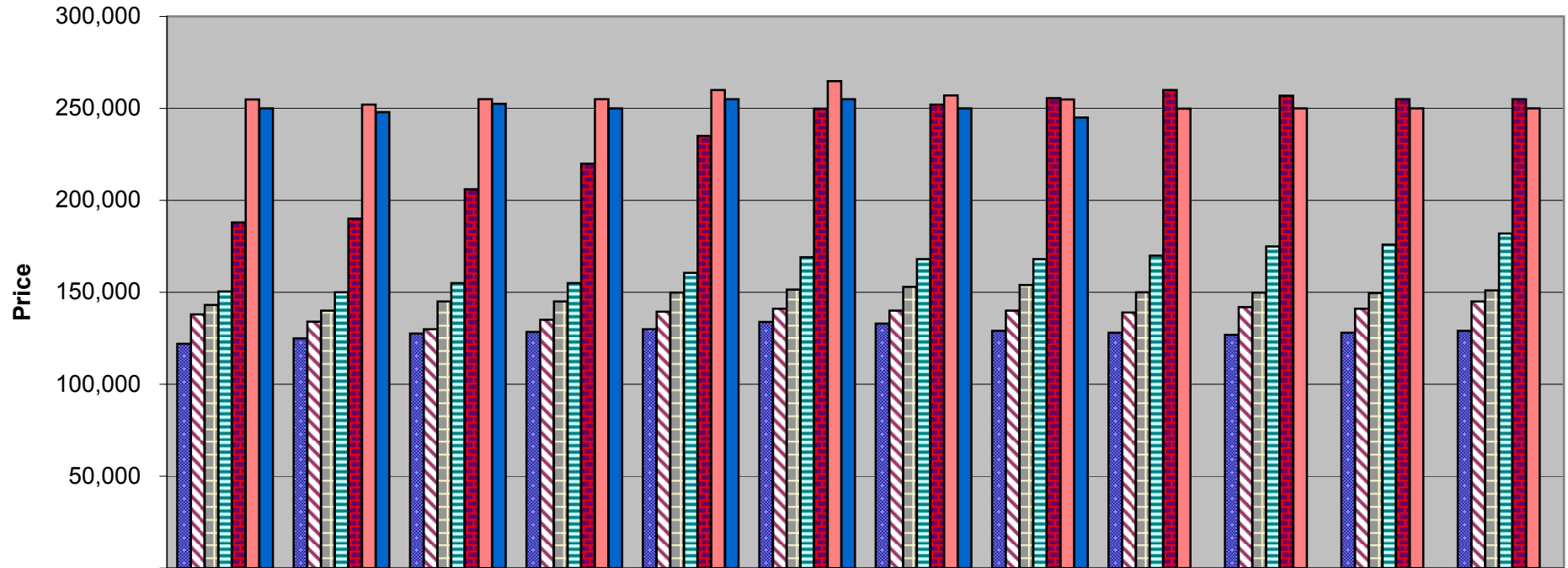
This representation is based in whole or in part on the data supplied by ARMLS. ARMLS does not guarantee nor is in any way responsible for its accuracy. Data maintained by ARMLS may not reflect all real estate activity in the market.

**ARIZONA REGIONAL MULTIPLE LISTING SERVICE, INC.  
Average Sales Price Per Month**



This representation is based in whole or in part on the data supplied by the ARMLS. ARMLS does not guarantee nor is in any way responsible for its accuracy. Data maintained by ARMLS may not reflect all real estate activity in the market.

**ARIZONA REGIONAL MULTIPLE LISTING SERVICE, INC.  
Home Sales Median Price Per Month**



	Jan	Feb	March	April	May	June	July	Aug	Sept	Oct	Nov	Dec
2001	122,000	124,900	127,500	128,500	129,900	133,900	133,000	129,000	128,000	126,900	128,000	129,000
2002	138,000	134,000	129,900	135,000	139,500	141,000	140,000	140,000	139,000	142,000	141,000	145,000
2003	143,100	140,000	145,000	145,000	149,900	151,500	153,000	153,900	150,000	149,900	149,500	151,000
2004	150,500	150,000	155,000	155,000	160,500	169,000	168,000	168,000	170,000	174,900	176,000	181,900
2005	188,000	190,000	206,000	220,000	235,000	249,900	252,000	255,500	260,000	256,900	255,000	255,000
2006	254,900	252,000	255,000	255,000	259,900	264,800	257,000	254,900	249,900	250,000	250,000	250,000
2007	250,000	247,900	252,500	250,000	255,000	255,000	250,000	245,000				

This representation is based in whole or part on the data supplied by ARMLS. ARMLS does not guarantee nor is in any way responsible for its accuracy. Data maintained by ARMLS may not reflect all real estate activity in the market.