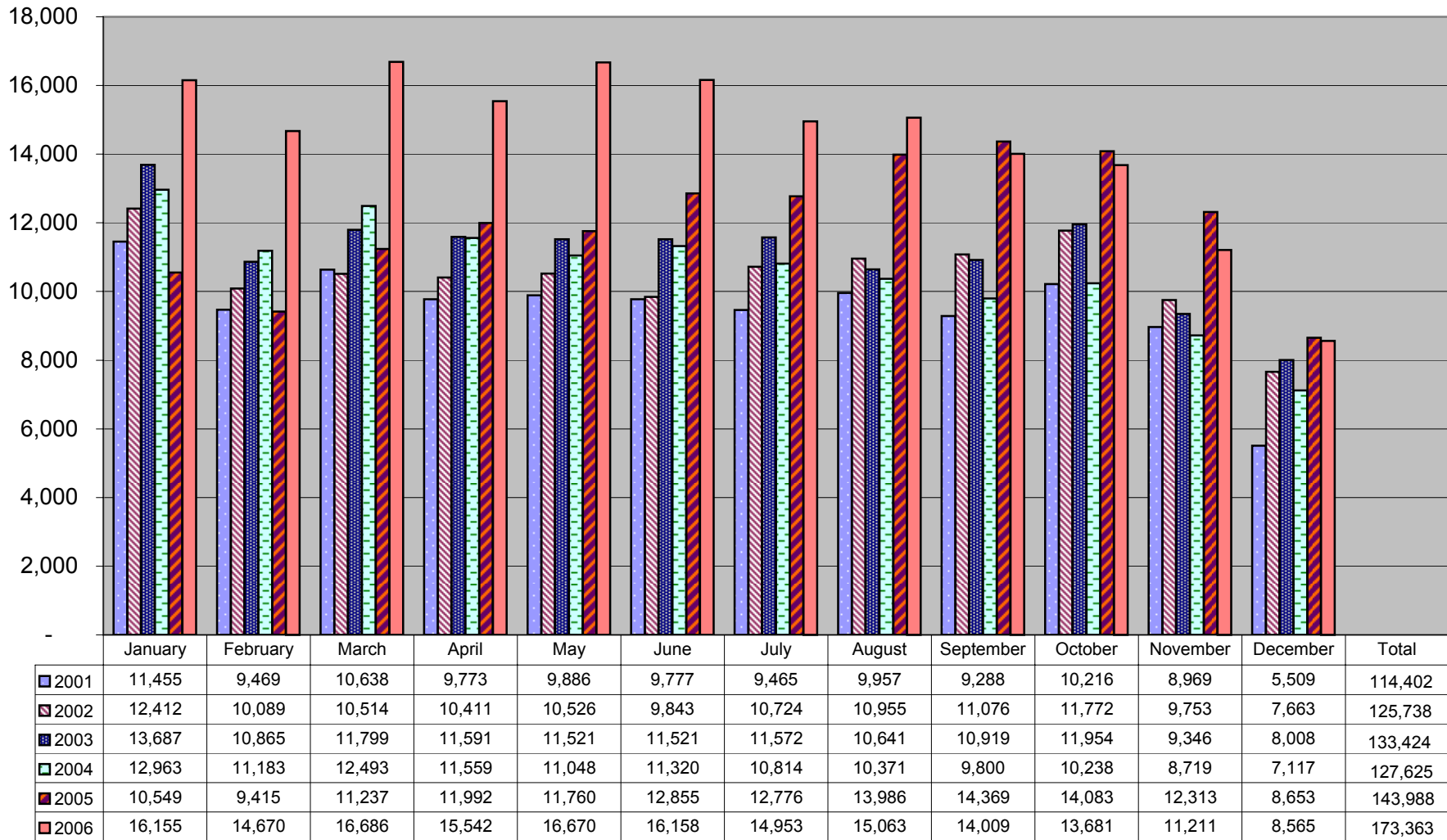
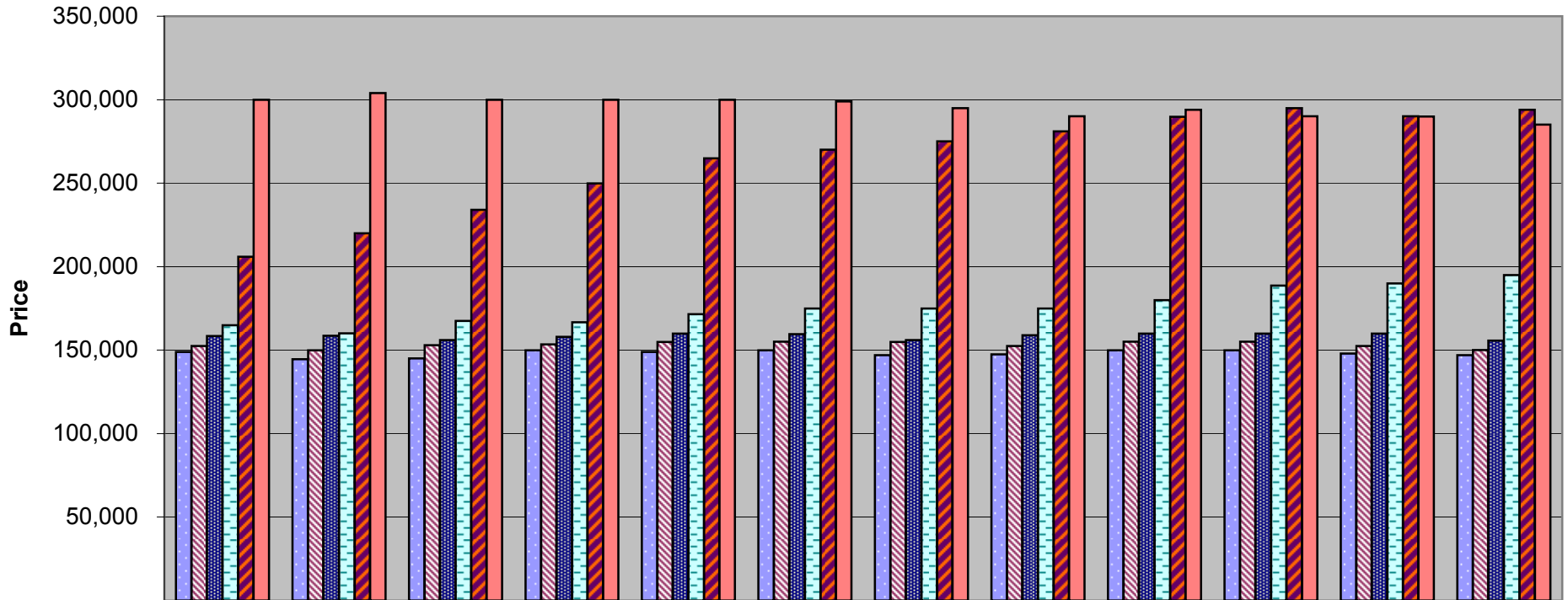


**ARIZONA REGIONAL MULTIPLE LISTING SERVICE, INC.  
New Listings Per Month**



This representation is based in whole or in part on the data supplied by ARMLS. ARMLS does not guarantee nor is in any way responsible for its accuracy. Data maintained by ARMLS may not reflect all real estate activity in the market.

**ARIZONA REGIONAL MULTIPLE LISTING SERVICE, INC.  
Median New Listing Price Per Month**

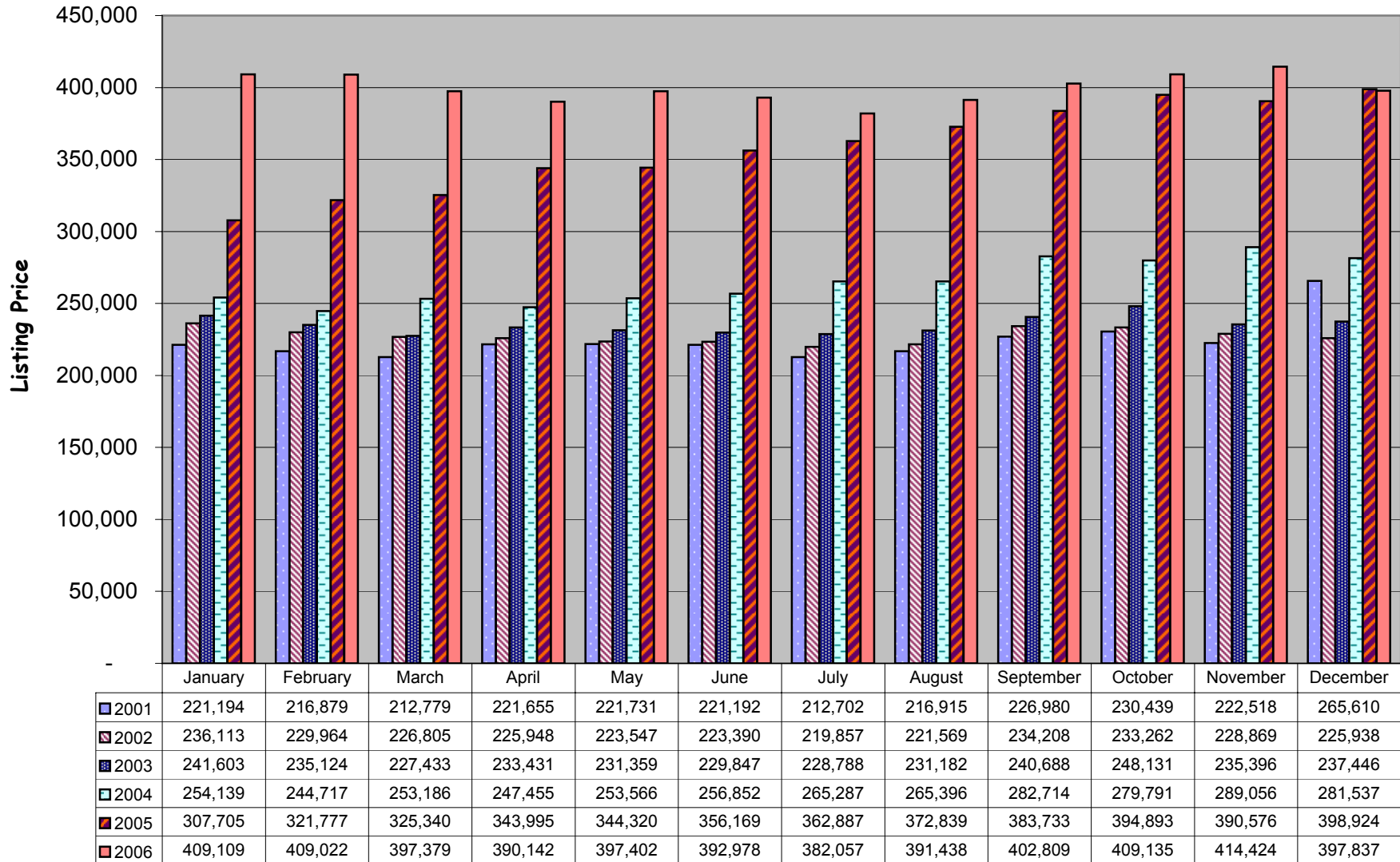


	Jan	Feb	March	April	May	June	July	Aug	Sept	Oct	Nov	Dec
2001	148,900	144,500	145,000	149,900	148,900	149,900	147,000	147,500	149,900	149,900	148,000	146,900
2002	152,500	149,900	153,000	153,500	154,900	155,000	154,900	152,500	155,000	155,000	152,500	150,000
2003	158,500	158,600	156,000	158,000	159,900	159,500	156,000	159,000	159,900	159,900	159,900	155,748
2004	164,900	160,000	167,500	166,735	171,500	174,900	174,900	174,900	179,900	188,700	189,900	194,900
2005	206,000	220,000	234,000	249,900	264,900	270,000	275,000	281,000	289,800	295,000	290,000	293,900
2006	300,000	303,900	299,900	299,900	300,000	299,000	295,000	290,000	294,000	290,000	289,900	285,000

This representation is based in whole or in part on the data supplied by ARMLS. ARMLS does not guarantee nor is in any way responsible for its accuracy.  
Data maintained by ARMLS may not reflect all real estate activity in the market.

This representation is based in whole or in part on the data supplied by ARMLS. ARMLS does not guarantee nor is in any way responsible for its accuracy. Data maintained by ARMLS may not reflect all real estate activity in the market.

**ARIZONA REGIONAL MULTIPLE LISTING SERVICE, INC.  
Average New Listing Price Per Month**



This representation is based in whole or in part on the data supplied to ARMLS. ARMLS does not guarantee nor is in any way responsible for its accuracy. Data maintained by ARMLS may not reflect all real estate activity in the market.